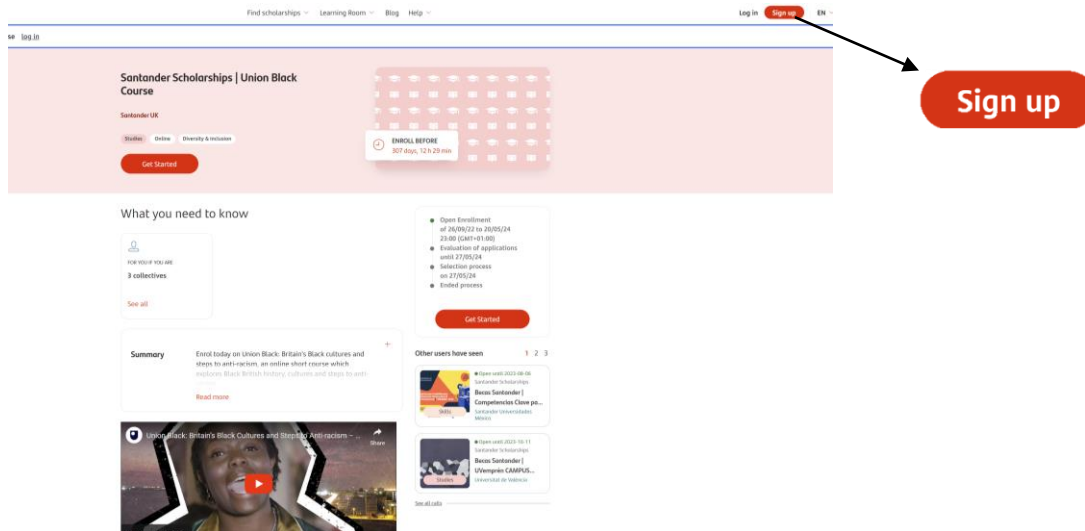


## One House Union Black Training Step-by-step Access Guide


**Step One:** Click [here](#) to access the Santander Scholarship Platform.

You will be taken to the following page:



**Step Two:** Use the red button in the top right hand corner to sign up.

**Step Three:** Once you have signed up you will receive an email requesting that you 'confirm your email' to 'complete registration':



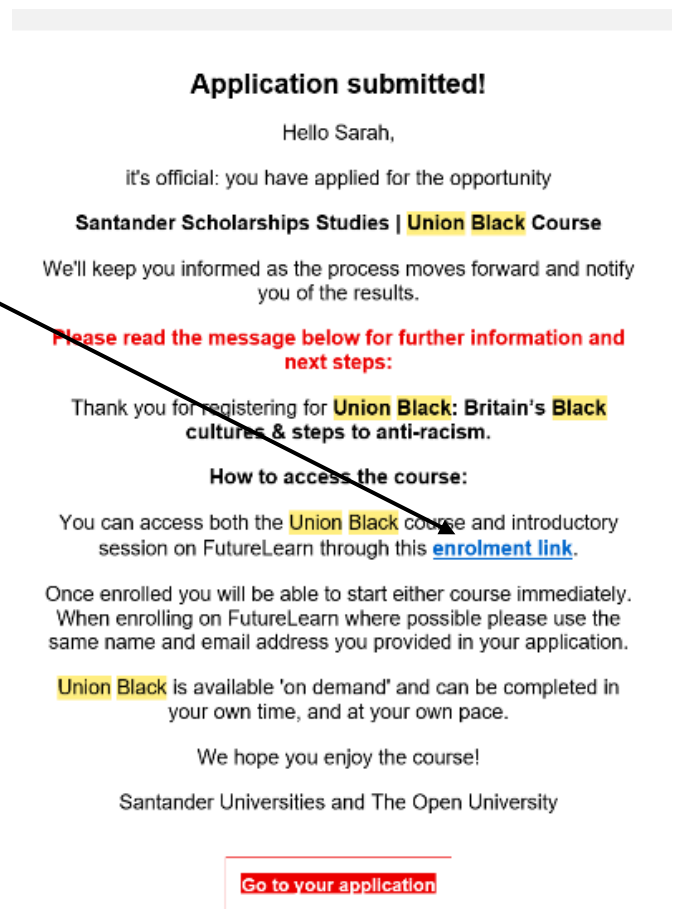
This email may automatically be blocked by mime cast or it may go to your junk mail so please check both places.

## One House Union Black Training Step-by-step Access Guide

**Step Four:** Once you have registered you will be able to sign in and complete the short enrolment form:

The screenshot shows the registration form for the Santander Scholarships | Union Black Course. At the top, there are navigation links: Find scholarships, Learning Room, Blog, and Help. Below this, the page title is "Santander Scholarships | Union Black Course" with a "Cancel application" button. The form is titled "Profile" and includes a sub-header "Registration requirements". It has a "Country of residence \*" dropdown menu set to "United Kingdom of Great Britain and Northern Ireland". Below that is a "Select your university from the list \*" dropdown menu set to "GB - University of Sussex". At the bottom of the form, there are two radio button options: "Does not apply to me" and "I can't find my university".

**Step Five:** You will receive another email from Santander with an enrolment link here



**Step Six:** The Union Black landing page will open. You can then select the **One Hour Introductory Session:**

